





Uitslag Teams





Plaatsingswedstrijd supplement C poule 3
KNGU LTC Turnen i.s.m. Turn- Gymnsport Dokkum
Wedstrijdronde 2
09-nov-2025



Medaille group: Sup. C poule 3, b1 WR2

<i>Plaats</i>	<i>Team</i>	<i>Totaal</i>				
1	GV Pro Patria C1	92.216	24.450	22.766	23.300	21.700
2	DE HAZENKAMP GYMSPORTS	91.217	24.250	22.300	20.967	23.700
3	ETV Olympia	90.800	23.650	21.333	22.467	23.350
4	Penta Winterswijk	89.084	23.800	19.634	22.300	23.350
5	SV Twello	87.349	23.250	19.266	21.533	23.300
6	STUGG	87.050	22.300	20.800	20.900	23.050
7	CGV Oranje Blauw 1	86.934	22.250	19.434	23.100	22.150
8	Christoffel Team C	85.650	23.500	18.600	21.200	22.350
9	Turn4U 1	85.267	22.600	18.467	22.100	22.100
10	S.G.S. LINGEWAARD	85.084	22.650	18.334	23.300	20.800
11	GV Pro Patria C2	84.416	22.650	21.100	18.766	21.900
12	TurnCentrum Noord 1	83.416	22.400	17.533	21.533	21.950

Medaille group: Sup. C poule 3, b2 WR2

<i>Plaats</i>	<i>Team</i>	<i>Totaal</i>				
1	YPSILON	92.317	23.350	22.200	22.867	23.900
2	Sint Mauritius - team A	90.216	23.350	20.333	23.233	23.300
3	Sint Mauritius - team B	89.400	23.800	22.034	22.733	20.833
4	GV Best	88.066	23.900	20.533	21.000	22.633
5	SHJ Drunen 2	87.834	22.100	20.300	21.600	23.834
6	SHJ Drunen 1	86.917	22.450	19.967	21.133	23.367
7	SV Thuve C	86.599	22.300	20.166	20.533	23.600
8	KDO-Sport	84.533	23.100	16.733	21.533	23.167
9	HGV Hengelo & Borne'28	83.084	22.550	18.500	19.200	22.834
10	DOS Dronrijp / DGC Drachten	82.000	22.200	18.433	19.667	21.700
11	Turnteam Haarlem 2	80.000	21.500	17.200	19.700	21.600
12	cgv DOK Ede 1	76.484	21.650	15.167	17.200	22.467
13	Turnteam Haarlem 1	75.383	21.850	14.800	16.533	22.200